

Keith's Class by Keith Rubow

Twist the Line/Twist and <anything>

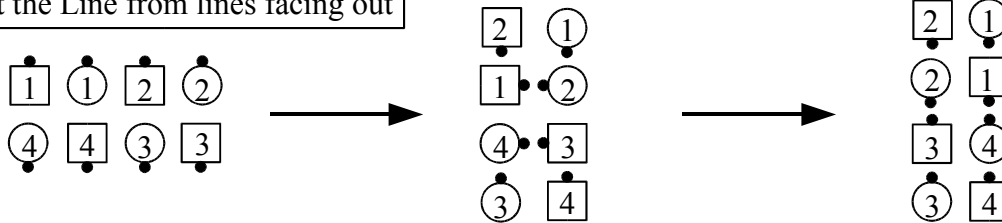
Welcome to Keith's Class. This month we will look at Twist the Line and it's cousin Twist and <anything>. We will look specifically at how this call affects square breathing.

DEFINITION: Twist the Line: Centers step ahead and Trade, Ends Face, step ahead and Star Thru.

Twist and <anything>: Centers Step ahead and Trade, Ends Face, step ahead and do <anything>.

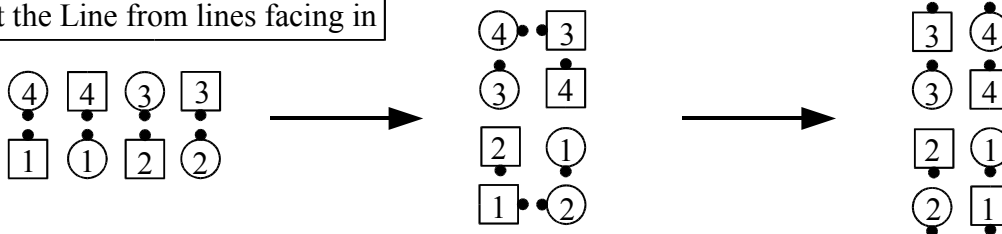
Note: Star Thru is a sex dependant call, so Twist the Line requires opposite sexed Ends.

Twist the Line from lines facing out



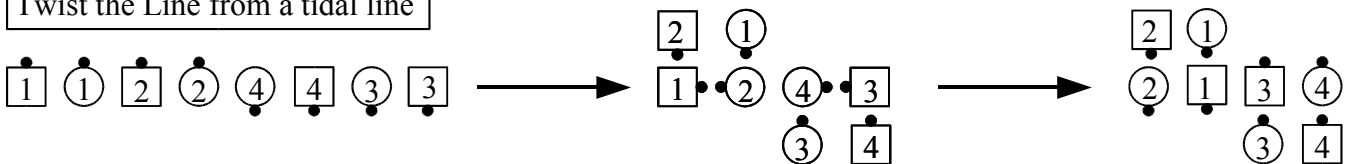
Centers step ahead and Trade, Ends Face and step ahead. Note the Ends stay on the same plane they started on. Original Ends Star Thru

Twist the Line from lines facing in



Centers have no room to step ahead and Trade, so the square must breath out. The Ends must breath out as they Face and step ahead to make room for the Centers. Original Ends Star Thru (This is not as common as Centers starting facing out)

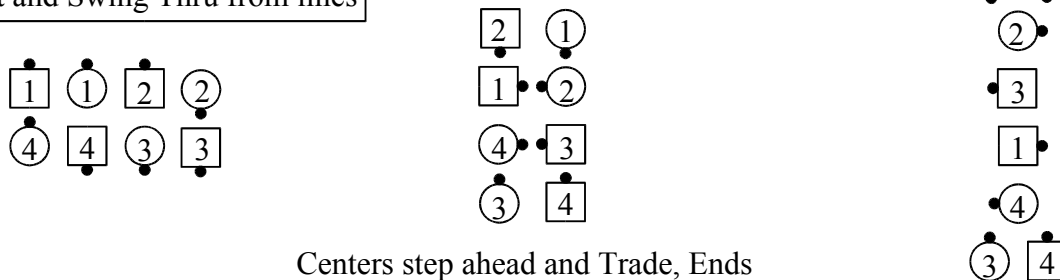
Twist the Line from a tidal line



The Centers have room to step ahead and Trade, so the Ends can stay on the same plane they started on. Since each 1x4 becomes a 2x2, the square breaths together into a 3x4.

Original Ends Star Thru, Ending formation is triple lines. Gotcha!

Twist and Swing Thru from lines



Centers step ahead and Trade, Ends Face and step ahead.

Original Ends Swing Thru, all breath