

Keith's Class by Keith Rubow

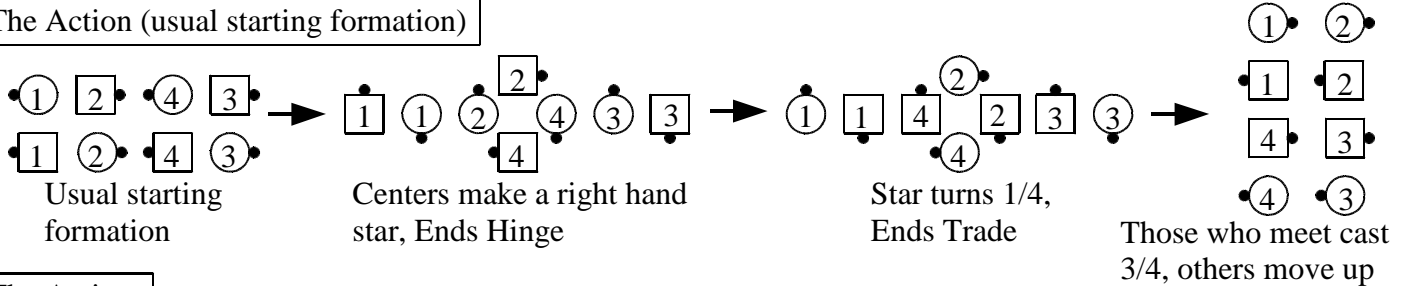
The Action

Welcome to Keith's Class. This month we will look at The Action. This call was taught at all levels from A2 to C3 at the Thursday morning workshop session at AACE 2009. It is not difficult, and you will notice that The Action finishes just like Chain Reaction.

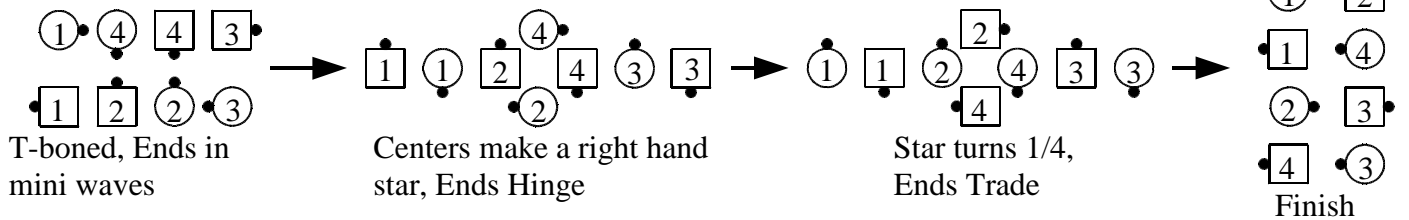
DEFINITION: Centers make a right hand star and turn the star $\frac{1}{4}$, and the Ends Hinge and Trade. Those who meet Cast Off $\frac{3}{4}$, as the others move up to become ends of lines.

It is important to “make a right hand star” properly. The star must form with dancers precisely facing the correct walls, so the correct dancers line up after turning the star $\frac{1}{4}$. To do this, trailing beaux extend straight ahead, while trailing belles or lead beaux do $\frac{1}{2}$ of a partner tag.

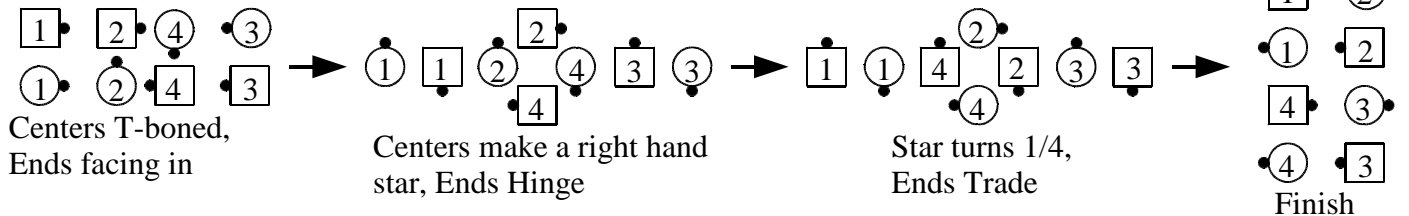
The Action (usual starting formation)



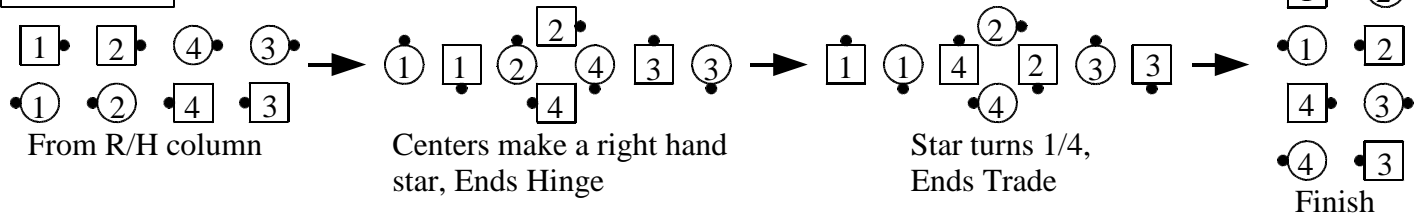
The Action



The Action



The Action



The Action

