

Keith's Klass

by Keith Rubow

This month we will look at **Recycle**. Recycle is actually a collection of several different kinds of recycle. There is Recycle from waves (introduced at Mainstream). There is Recycle from a box of facing couples (introduced at A2), sometimes called Box Recycle or Split Recycle. There is Recycle from other boxes (right or left handed mini-wave boxes, or boxes with one in-facing couple and one mini-wave), sometimes called Box Recycle or Split Recycle (introduced at C1). There is also All 8 Recycle (introduced at C1) which combines the wave and box Recycles, but I won't be covering that one.

Definitions are as follows:

Recycle (from waves)

- 1) Centers Fold (behind the ends) and adjust to a box.
- 2) Box Counter Rotate $\frac{1}{4}$.
- 3) Roll.

This is a three part call. Note that I have given the definition used at challenge. A different definition (without parts) is used starting at Mainstream, but the challenge definition is more precise.

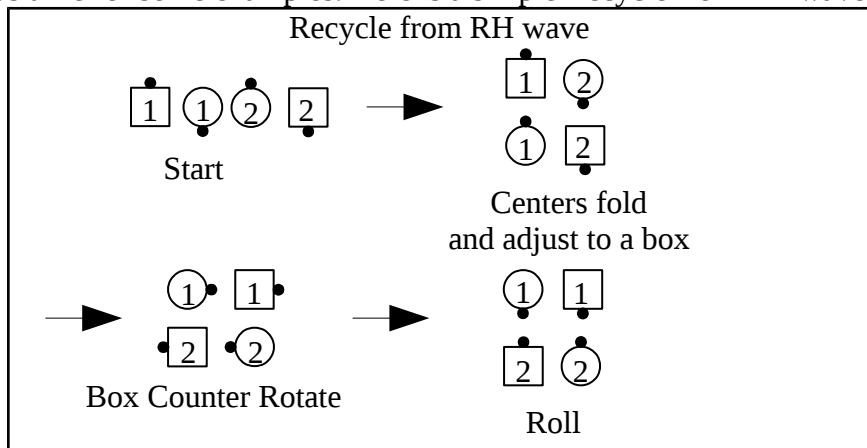
Recycle (from a box), also called Box Recycle or Split Recycle
Couples have the Beau step ahead and u turn back (towards the center of the box) as the belles dodge left and veer left to become the end of a line.

Mini-wave dancers have the trailer step ahead and u turn back (towards the center of the box) as the leads Trail Off.

So Recycle can be done from a Wave or from a Box. How do you know which one to do? That's a very good question, but I have a very good answer. If the caller says "Split Recycle" or "Box Recycle" or (sometimes, but not often used) "Facing Couples Recycle", you do the call in your box, because the nice caller told you so. But if the caller just says "Recycle", you have to figure it out. You do a wave type

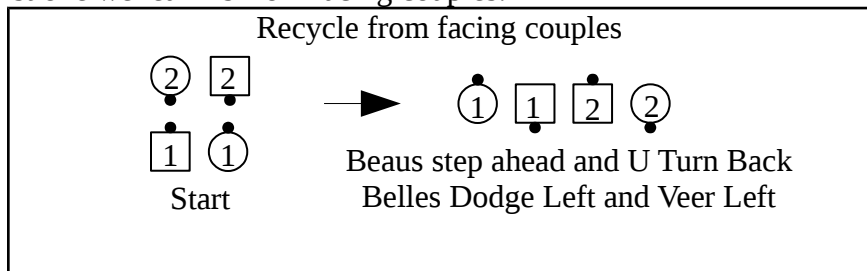
recycle if you can (wave recycle is always preferred). If you can't do a wave recycle, then do it in your box. This sounds easy. It is not. You may be in lines in a 2x4 matrix. You may feel like you are in a wave because you have a right hand mini-wave with your partner. But if the other half of your line is an in-facing couple, you don't have a wave, and you can't do a wave recycle. Quick- find your box and do it there. Bad, mean caller- is he trying to trick me? Yes, probably.

It's time for some examples. Here is a simple Recycle from RH waves:



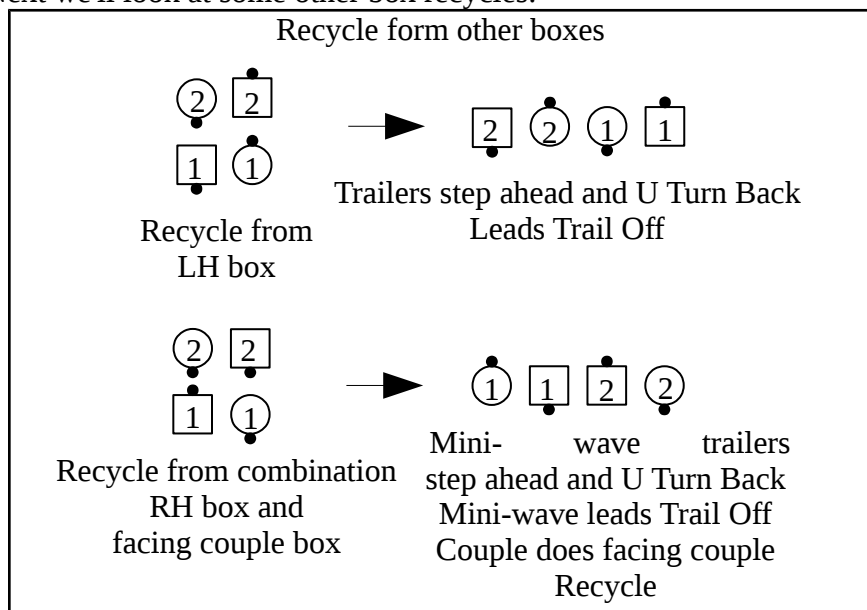
Nothing new here, except now that we know what the parts are we can do something like “2/3 Recycle”, or maybe “1/3 Recycle”, or even “Do the second part twice and Recycle”. Of course the Box Counter Rotate would be done twice for that last one.

Now let's look at a few examples of Recycle from various boxes. The first one we learn is from facing couples.



There are a couple of things to note about Recycle from facing couples. First, it is a one part call, done in one smooth action. You can't do $\frac{1}{2}$ of it. Secondly, the Belle does not turn at all. Therefore the Belle cannot Roll. The Beau, however, does a U Turn Back, and can Roll. The U Turn Back must be towards the center of the box, or any Roll would be in the wrong direction.

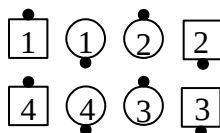
Next we'll look at some other box recycles.



There are a few important things to note. When doing a box recycle from a RH or LH box, the dancers who have a mini-wave handhold do not need to let go of hands. And since everyone turns, everyone can Roll. And as with the Recycle from facing couples, all box recycles are danced as one smooth action. It cannot be fractionalized.

It is time to look at some possible starting formations and see what the caller means by “Recycle” and/or “Split Recycle”. They may or may not be the same thing.

Deciding which Recycle to do

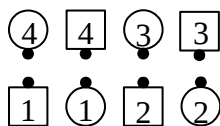


From waves



“Recycle” means do it in your wave.

“Split Recycle” means do it in your (split) box.

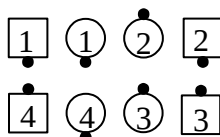


From facing lines



“Recycle” means do it in your (split) box.

“Split Recycle” means do it in your (split) box.

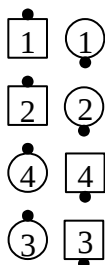


From 3&1 lines



“Recycle” means do it in your (split) box.

“Split Recycle” means do it in your (split) box.

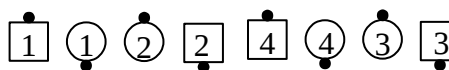


From columns



“Recycle” means do it in your (split) box.

“Split Recycle” means do it in your (split) box.



From tidal wave



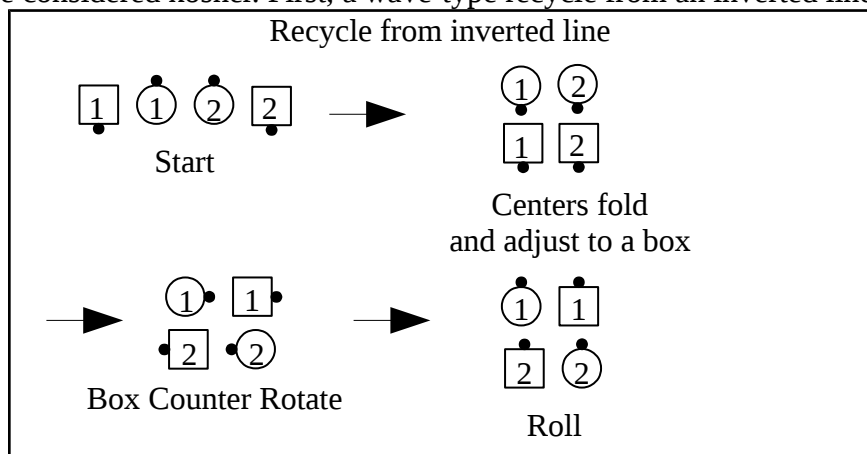
“Recycle” means do it in your wave.

“Split Recycle” is meaningless (there are no boxes).

Note that in my example from 3&1 lines it is difficult to see for the lead center. The formation feels a lot like waves for the lead center, and

that dancer will be tempted to do a wave recycle. However, because the other half of the line is a couple, a wave recycle doesn't work. A nice caller might say "Split Recycle", but the caller doesn't have to say split in this case!

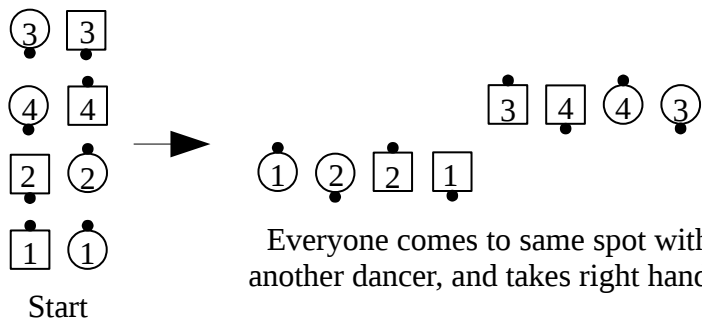
Now it is time to look at some very odd recycles that may or may not be considered kosher. First, a wave-type recycle from an inverted line.



This recycle is closely related to a Wheel and Deal from one-faced lines. Everything is fine until that Box Counter Rotate. The dancers from each side of the line are wanting to counter rotate into the same spots, so they have to pass right shoulders (just like couples doing a wheel and deal from a one-faced line). After the Roll they will be tandem couples.

Finally, an example of a box recycle with each box having one couple and one LH mini-wave.

A very odd Split (or Box) Recycle



I hope you never see this last example. It illustrates the point that a couple doing a facing-couples recycle always works to end in a right hand wave. However, if the caller says “Left Recycle” the couple recycles the other way to end in a left hand wave. In the example above this would eliminate the same-spot collisions and end in nice left-hand waves.

To summarize- the hardest thing about recycle is figuring out if it should be a wave or a box type of recycle. A nice caller might say “Split” or “Box” to help you figure it out, but in many cases (when a wave recycle is not possible), the caller doesn't have to say “Split” or “Box”. With a little practice it becomes easier to figure out.