

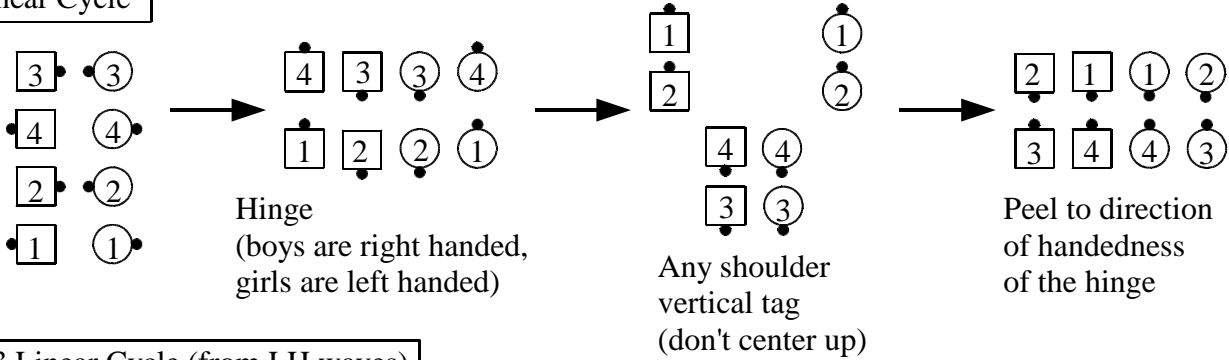
Keith's Class by Keith Rubow

Linear Cycle

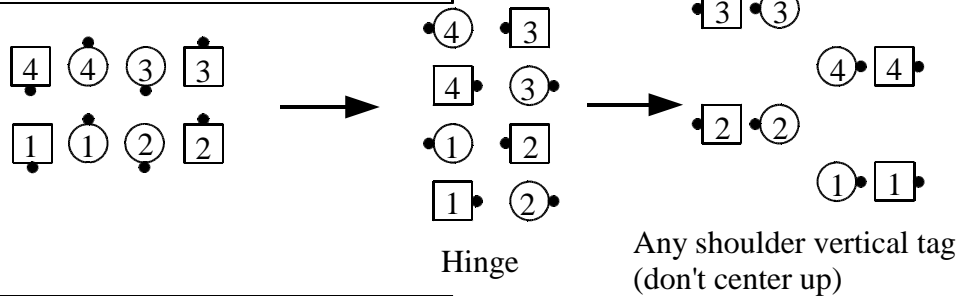
Welcome to Keith's Class. This month we will look at Linear Cycle. This call has the mantra "hinge, fold, follow, peel", which is really strange because the call has only three parts. And this call has some surprises in store that are rarely seen, even at challenge.

DEFINITION: 1) Hinge. 2) Any shoulder Vertical Tag, but do not center up. In other words, if the hinge was to right hands, do a right shoulder tag and stay offset in that direction. If the hinge was to left hands, do a left shoulder tag and stay offset in that direction. If one couple had right hands and the other had left hands after the hinge, the right shoulder passing rule shall apply, but the offset direction is determined by the handedness of the hinge. 3) Peel in the direction determined by the handedness of the hinge, to end as facing couples.

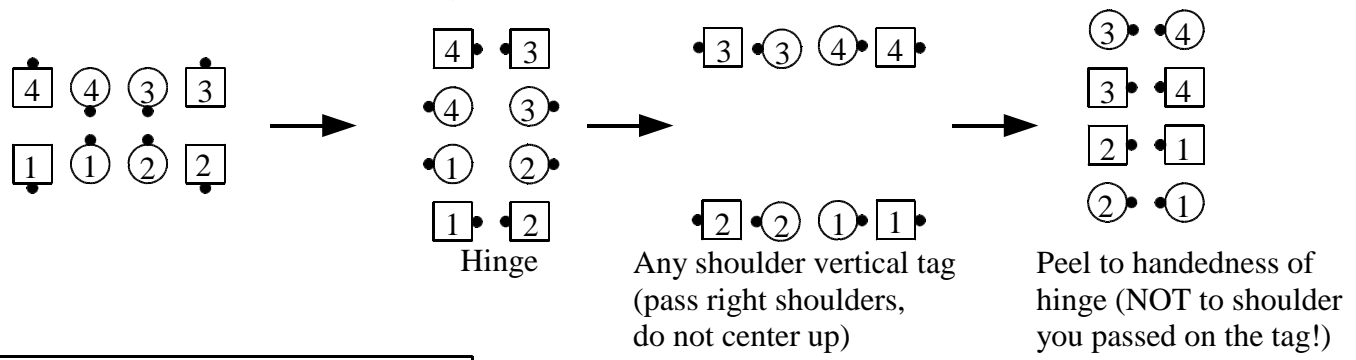
Linear Cycle



2/3 Linear Cycle (from LH waves)



Linear Cycle (from inverted lines)



Linear Cycle (from two faced lines)

